








CAPACITY CHART

Function room	Ceiling Height (m)	Area (m ²)	 Theatre	 Classroom	 Banquet	 Boardroom	 U-shape	 Cabaret Style	 Cocktail
Grape (Fig + Pear)	2.75	238	220	117	150	–	–	120	265
Fig	2.75	223.6	110	60	90	30	40	72	130
Pear	2.75	72	60	40	50	15	25	40	40
Apple	2.75	64.4	40	24	40	24	24	32	70
Melon	2.75	38	100	36	60	21	24	48	120
Hop Sing Bar + Food	2.75	38	30	20	30	20	–	16	40